

CREDIT OPINION

12 December 2024

Update



RATINGS

Barclays PLC

Domicile	United Kingdom
Long Term CRR	Not Assigned
Long Term Debt	Baa1
Type	Senior Unsecured - Fgn Curr
Outlook	Stable
Long Term Deposit	Not Assigned

Please see the [ratings section](#) at the end of this report for more information. The ratings and outlook shown reflect information as of the publication date.

Contacts

Edoardo Calandro +44.20.7772.1097
VP-Sr Credit Officer
edoardo.calandro@moodys.com

Simon James Robin +44 207 772 5347
Ainsworth
Associate Managing Director
simon.ainsworth@moodys.com

Siri Ginjupalli +1.212.553.3805
Lead Ratings Associate
siri.ginjupalli@moodys.com

CLIENT SERVICES

Americas	1-212-553-1653
Asia Pacific	852-3551-3077
Japan	81-3-5408-4100
EMEA	44-20-7772-5454

Barclays PLC

Update following affirmation of all ratings

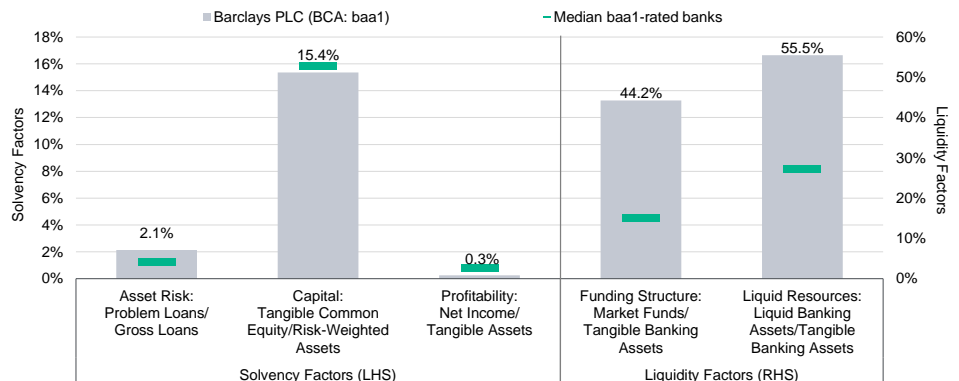
Summary

Barclays PLC's (Barclays) senior unsecured debt rating of Baa1, with a stable outlook, reflects the group's standalone creditworthiness, illustrated by a baa1 notional Baseline Credit Assessment (BCA). Moderate loss given failure under our Advanced Loss Given Failure (LGF) analysis and our assessment of a low probability of support from the [Government of the UK](#) (Aa3 stable) do not lead to any additional uplift.

Barclays' baa1 notional BCA reflects the group's sound capitalisation, good credit quality and robust risk management, relatively stable profitability, and ample liquidity against market shocks. These strengths are mitigated by high reliance on inherently more volatile capital markets revenue and high exposure to more confidence sensitive wholesale funding.

Exhibit 1

Rating scorecard - Key financial ratios
As of 30 June 2024



Ratios are from Moody's banking scorecard. The capital ratio is as of the most recent period; the asset risk and profitability ratios are the worse of the most recent year-to-date period or the average of the last three years and the most recent year-to-date; the funding structure and liquid resources ratios are as of the most recent year-end.
Source: Moody's Ratings

Credit strengths

- » Good and stable credit quality
- » Good risk-weighted capitalisation
- » Diversified earnings
- » Ample liquidity against market shocks

Credit challenges

- » High exposure to confidence-sensitive and opaque capital markets activities
- » Return on tangible assets is below several peers
- » Relatively weak leverage according to our metrics
- » High exposure to more confidence sensitive wholesale funding

Outlook

The outlook on Barclays' senior unsecured debt rating is stable.

The outlook reflects our expectation of a broad stability in the solvency and liquidity metrics. In particular, we expect credit quality to remain broadly resilient, while capital levels will remain within the group's target. Profitability will be challenged by declining interest rates and still fierce competition in the UK domestic market and in the global capital markets business; these challenges will be mitigated by Barclays' structural hedges, cost cutting programmes, and focus on increasing risk-weighted assets productivity in the investment banking division.

Factors that could lead to an upgrade

Barclays' senior unsecured and subordinated debt ratings could be upgraded following an upgrade of the group's notional BCA.

The notional BCA could be upgraded if the group's diversified business model results in a track record of very stable net profits; return on tangible assets are consistently above 0.5% on a sustainable basis; capital ratios remain within Barclays' target and liquidity remains ample, while risk appetite and management of risk remain prudent; and macroeconomic conditions globally and in the UK remain stable.

Factors that could lead to a downgrade

Barclays' senior unsecured and subordinated debt ratings could be downgraded following a downgrade of the group's notional BCA.

The group's notional BCA could be downgraded following a sustained deterioration of profitability (driven for example by a reduction of revenues or the need to absorb material charges related to litigation, conduct or risk management failures), a reduction in capitalisation to levels below Barclays' medium-term guidance, or an increase in the group's risk appetite.

Barclays' subordinated debt ratings could also be downgraded following a modest reduction in the stock of Tier 2 debt and Additional Tier 1 capital relative to the group's tangible banking assets, leaving subordinated debt subject to higher losses in a failure scenario.

This publication does not announce a credit rating action. For any credit ratings referenced in this publication, please see the issuer/deal page on <https://ratings.moody's.com> for the most updated credit rating action information and rating history.

Key indicators

Exhibit 2

Barclays PLC (Consolidated Financials) [1]

	06-24 ²	12-23 ²	12-22 ²	12-21 ²	12-20 ²	CAGR/Avg. ³
Total Assets (GBP Billion)	1,316.3	1,209.5	1,202.7	1,107.0	1,021.6	7.5 ⁴
Total Assets (USD Billion)	1,663.9	1,541.8	1,446.8	1,494.0	1,396.4	5.1 ⁴
Tangible Common Equity (GBP Billion)	54.0	53.3	51.9	49.7	45.1	5.3 ⁴
Tangible Common Equity (USD Billion)	68.2	67.9	62.5	67.1	61.6	2.9 ⁴
Problem Loans / Gross Loans (%)	2.1	2.1	2.0	2.2	2.8	2.3 ⁵
Tangible Common Equity / Risk Weighted Assets (%)	15.4	15.5	15.4	15.8	14.8	15.4 ⁶
Problem Loans / (Tangible Common Equity + Loan Loss Reserve) (%)	12.0	12.2	12.3	13.0	16.8	13.3 ⁵
Net Interest Margin (%)	1.0	1.1	0.9	0.7	0.7	0.9 ⁵
PPI / Average RWA (%)	2.6	2.2	2.2	2.2	2.3	2.3 ⁶
Net Income / Tangible Assets (%)	0.4	0.3	-0.3	0.6	0.4	0.3 ⁵
Cost / Income Ratio (%)	64.9	68.8	69.7	67.6	65.7	67.3 ⁵
Market Funds / Tangible Banking Assets (%)	43.6	44.2	44.2	42.5	39.4	42.8 ⁵
Liquid Banking Assets / Tangible Banking Assets (%)	52.4	55.5	52.8	55.1	54.6	54.1 ⁵
Gross Loans / Due to Customers (%)	62.4	64.7	66.3	64.9	68.6	65.4 ⁵

[–] Further to the publication of our revised methodology in July 2021, only ratios from annual 2020 onwards included in this report reflect the change in analytical treatment of the "high-trigger" Additional Tier 1 instruments. [1] All figures and ratios are adjusted using Moody's standard adjustments. [2] Basel III - fully loaded or transitional phase-in; IFRS. [3] May include rounding differences because of the scale of reported amounts. [4] Compound annual growth rate (%) based on the periods for the latest accounting regime. [5] Simple average of periods for the latest accounting regime. [6] Simple average of Basel III periods.

Sources: Moody's Ratings and company filings

Profile

Barclays PLC is the holding company of a universal banking group with a multinational footprint.

The group operates in approximately 40 countries in the corporate and investment banking business, with a focus on the UK, EU and the US. It has strong retail (mortgages, credit cards and small and medium enterprises) and commercial banking franchises in the UK, and a significant credit card business in the US and in the EU. Barclays generates most of its revenue in the UK and the US, its two core markets.

Barclays' two main operating entities are:

- » [Barclays Bank PLC](#) (Barclays Bank, A1/A1 stable, baa2¹) accounts for approximately 79%² of the group's risk-weighted assets as of June 2024. The bank is focused on the more confidence-sensitive corporate banking and capital markets activities mostly in the UK, in the US and in the European Economic Area (EEA). Barclays Bank also retains certain commercial activities such as payments, wealth management and the consumer and cards business outside of the UK. The operations in the EEA are concentrated under Barclays Bank's subsidiary, Barclays Bank Ireland PLC.
- » [Barclays Bank UK PLC](#) (Barclays Bank UK, A1 stable, a3) is the group's UK ring-fenced bank, which accounts for approximately 21% of the group's total risk weighted assets as of June 2024. The bank is focused on UK retail (mortgages and credit cards) and small business banking.

Detailed credit considerations

Please refer to the Credit Opinions of [Barclays Bank](#) and [Barclays Bank UK](#) for an analysis of the credit drivers for each of these entities.

Barclays is predominantly exposed to the UK and the US

We assign a Strong+ Macro Profile to Barclays, reflecting its large exposure to the UK and the US (both Strong+). As of June 2024, 52% of Barclays' risk-weighted exposures were towards households and companies based in the UK. The second-largest exposure was towards US households and companies (34%).

Good credit quality and inherent risks from large capital market activities

We assign a baa1 Asset Risk score to Barclays, two notches below the Macro Adjusted score to reflect counterparty, operational and market risks, which are not incorporated in the scorecard's historical ratio.

High exposure to confidence-sensitive and opaque capital markets activities

Capital markets activities are sensitive to market conditions, resulting in inherent earnings volatility and the tail risk of significant one-off losses. Capital markets activities are also more opaque than traditional retail and commercial banking operations. This, combined with Barclays' complex legal structure and multinational footprint, makes reporting and oversight more difficult. We reflect these risks in a one-notch downward adjustment for Opacity and Complexity in the qualitative section of Barclays' BCA scorecard; we apply the same adjustment to Barclays' global investment banking peers. At the same time, we believe that Barclays' risk management is robust; for example, unlike some its peers, Barclays avoided the risks related to the downfall of Archegos and Greensill.

In line with its high exposure to exposure to capital markets activities, market and operational risks are material for Barclays. For example, the group has a large stock of financial assets and derivatives, totalling around £259 billion or around 17% of total assets as of 30 September 2024. As of 30 June 2024, Barclays reported a £23.5 billion stock of level 3 assets, those that are most illiquid and complex to value ³. This is relatively large in comparison with the group's tangible common equity (TCE) as of the same date (around 43%).

Good and stable credit quality

Barclays' customer loan book represented around 21% of the group's total assets as of 30 September 2024, and it has a good credit quality.

As of 30 September 2024, home loans accounted for around 48% of Barclays' loan book, wholesale loans were 36% and credit card and unsecured personal loans 13%. Residential mortgages are predominantly in the UK, while the rest of the loan book is originated in the UK, the US and Europe.

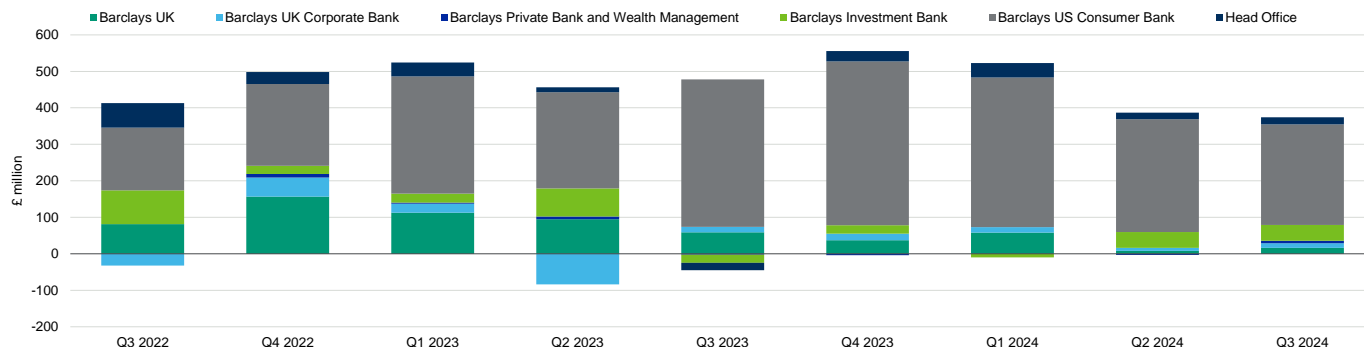
Stage 3 loans, those credit impaired under the IFRS 9 definition, were low at 1.8% of total loans as of 30 September 2024 and significantly below the peak of 2.6% of total loans as of the end of December 2020.

Barclays' allowance for loan losses are sound at 1.3% of gross loans as of 30 September 2024. Allowance for loan losses for stage 1 loans (those for which credit risk has not increased significantly since initial recognition under IFRS 9 definition) are also sound at 0.2% of total gross stage 1 loans.

We expect Barclays' loan book to remain resilient over the next 12-18 months.

- » **Home loans.** Barclays' retail mortgages are predominantly in the UK, representing around 97% of the group's total home loans. The average loan-to-value ratio for Barclays' UK mortgages is low (end-June 2024: 53%), and in line with the average for large UK banks. As of the end of December 2023, Buy to Let loans in the UK, which inherently carry a higher credit risk, were also in line with the average for large UK banks at 12.8% of total UK mortgage.
- » **Commercial real estate.** Barclays has a moderate exposure to the commercial real estate market at £16.1 billion as of 30 June 2024 (excluding government guaranteed schemes), equivalent to around 4.7% of the bank's customer loans, but 30% of the group's TCE. Barclays significantly reduced its exposure to the UK real estate market after the 2007-08 financial crisis and is now stable and moderate.
- » **Credit cards and consumer loans.** Barclays' retail unsecured business is composed of UK credit cards and other unsecured lending under the Barclaycard Consumer UK division, which is part of Barclays Bank UK PLC, and the US credit cards and consumer business outside under the Barclays US Consumer Bank division (previously under a division that was called Consumer, Cards and Payments), which is part of Barclays Bank PLC.

Exhibit 3
US credit card drive the majority of Barclays' impairment against loan losses
 Quarterly credit impairment charges by division



Source: Company filings and Moody's Ratings

Good risk-weighted capitalisation but relatively weak leverage according to our metrics

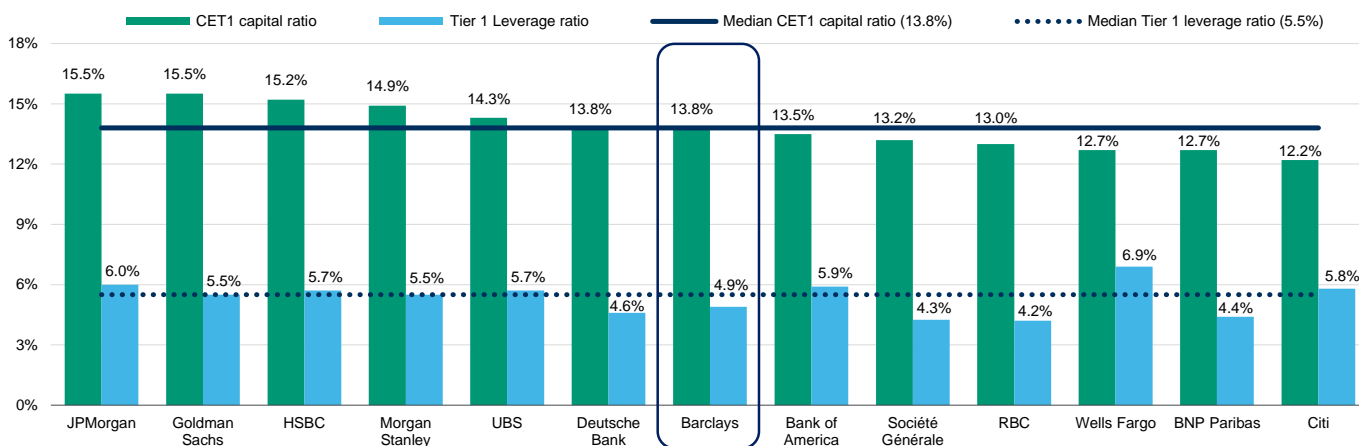
We calculate a 15.4% Tangible Common Equity (TCE) / risk-weighted assets ratio as of September 2024, which is good; we also calculate a TCE / tangible assets ratio of 4.1% as at the same date, which we consider weak.

We assign an a2 Capital score to Barclays, two notches below the Macro Adjusted score to reflect the group's target capitalisation and weak leverage according to our metrics.

Barclays reported a good 13.8% Common Equity Tier 1 (CET1) ratio as of 30 September 2024. Barclay's CET1 ratio provides a substantial buffer above the current 12.0% Minimum Distributable Amount (MDA) requirement⁴. The group indicated that it will maintain its CET1 ratio in a range between 13% and 14%, reflecting buyback programs and capital distributions and future regulatory changes, leaving the ratio well within management targets.

The leverage ratio calculated according to the policy statement of the Bank of England's Prudential Regulation Authority (UK leverage ratio), which includes Additional Tier 1 (AT1) instruments and excludes the exposure toward central banks, was 4.9% as of 30 September 2024 and well above the 4.1% minimum leverage requirement⁵.

Exhibit 4
Barclays' capital and leverage are broadly in line with its global peers' median
 Basel III Common Equity Tier 1 (CET1) and Tier 1 leverage ratios for global investment banks as of Q3 2024



The CET1 ratio for US banks is calculated under the advanced approach. The Tier 1 leverage ratios of UK and European banks are calculated as per the Capital Requirement Regulations, and they exclude certain central bank balances as temporarily allowed; for US banks we show the supplemental leverage ratio (SLR).
 Source: Company filings and Moody's Ratings

Earnings are diversified, but return on tangible assets is below several peers

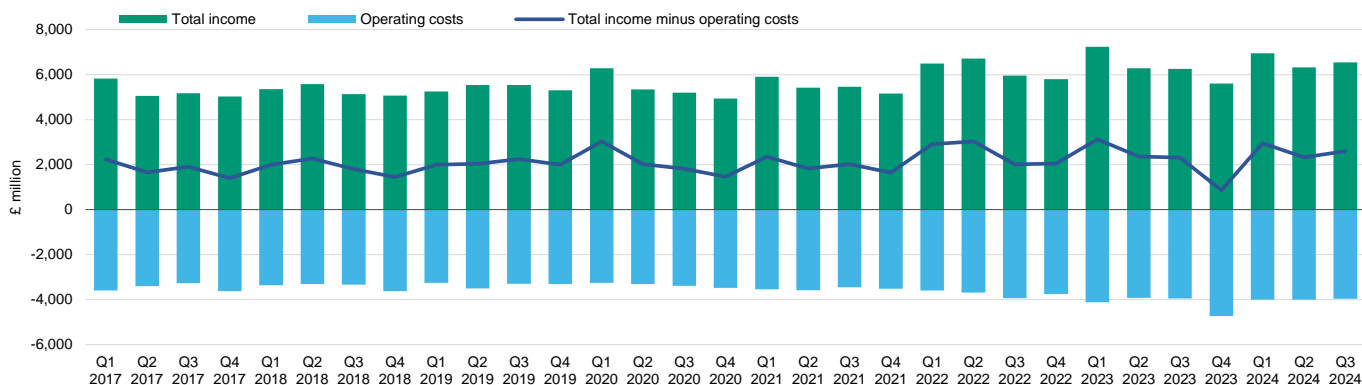
We assign a baa2 Profitability score to Barclays, reflecting our expectation that the group's return on tangible assets will remain around 0.5% (score between baa2 and ba1); the group's diversified earnings across retail, corporate and investment banking drives a one-notch positive adjustment.

For several years, Barclays' pre-tax profit was weakened by extraordinary items. However, the group's total income has been relatively stable, despite the inherent volatility of the capital markets business.

Exhibit 5

Core profitability has been relatively stable for many years

Quarterly total income and operating costs



The spike in operating costs in Q4 2023 largely reflects £0.9 billion structural cost actions booked in the quarter.

Source: Company filings and Moody's Ratings

In recent quarters, Barclays reported good profits.⁶ The income from the retail and commercial business has been stable, and supported by high interest rates and the effect of Barclays' structural hedge programme. The income from the investment banking business, albeit more volatile than the retail and commercial business, has been relatively stable and supported by market activity. Operating costs have been under control, also benefitting from £0.9 billion structural cost actions booked in Q4 2023, while loan loss rate has been low and in line with global peers.

We expect Barclays will report sound profits in the next 12-18 months. Lower interest rates will continue to pressure net interest income, which will be partially offset by the effect of structural hedges and loan growth, while income from the investment banking and capital markets will remain volatile and subject to market conditions and competition. Credit impairment charges will instead remain relatively low, reflecting the UK's improving macroeconomic conditions and past reserve building for the US credit card business.

High exposure to more confidence sensitive wholesale funding

We assign a ba1 Funding Structure score to Barclays, reflecting our expectation that market funding will remain around 40% of the group's tangible banking assets (score between ba2 and b1), the group's strong retail and corporate deposit franchises in the UK, and relatively long maturities of wholesale funding.

Barclays' funding is well diversified between debt classes. In line with its business model, and also partially as a consequence of regulatory requirements (in particular the TLAC requirement and UK ring-fencing), the stock of market funding is relatively high. At the same time, the long maturity of a material portion of Barclays' wholesale funding reduces the group's refinancing risk, leading to a one-notch positive adjustment.

The amount of potential deposit outflow that Barclays calculates to derive its liquidity coverage ratio (LCR) is high, and above most peers. The regulatory definition, however, does not take into account Barclays' strong domestic retail and corporate franchises, which we incorporate in another one-notch positive adjustment.

Ample liquidity against market shocks

Liquidity is a key strength for Barclays. We assign an aa2 Liquid Resources score to Barclays. The assigned score is in line with the Macro Adjusted score, reflecting the encumbrance of a sizeable amount of assets that we deem as liquid in our ratio, but also a LCR and a Net Stable Funding Ratio (NSFR) above the peer median and a higher proportion of high quality liquid assets compared with peers.

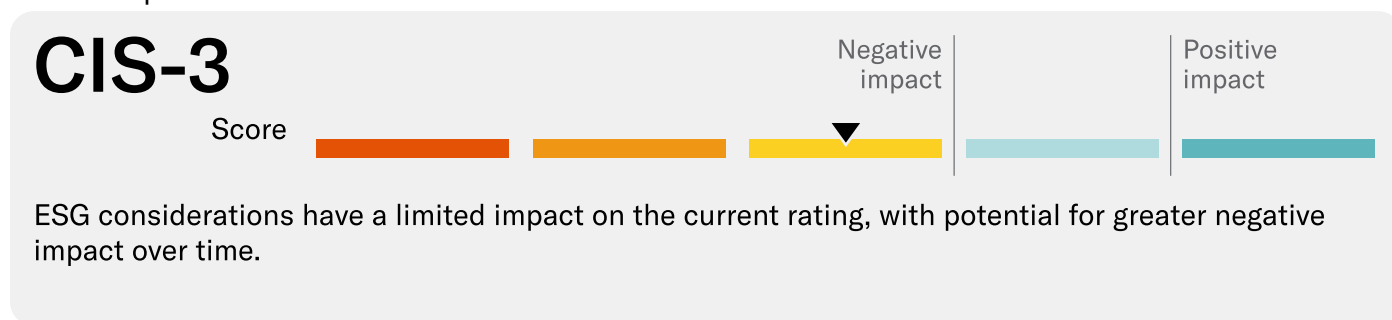
Our liquidity ratios include assets that are pledged against certain liabilities. As of December 2023, these included around £150 billion of securities. At the same time, Barclays also maintains a substantial amount of pre-positioned unencumbered assets with the Bank of England, including around £50 billion loans to customers as of December 2023.

The group has a conservative liquidity risk management framework and significant liquidity buffers. For example, as of 30 September 2024, Barclays reported a very high 170% LCR, a strong 136% NSFR, and a strong 74% loan-to-deposit ratio.

ESG considerations

Barclays PLC's ESG credit impact score is CIS-3

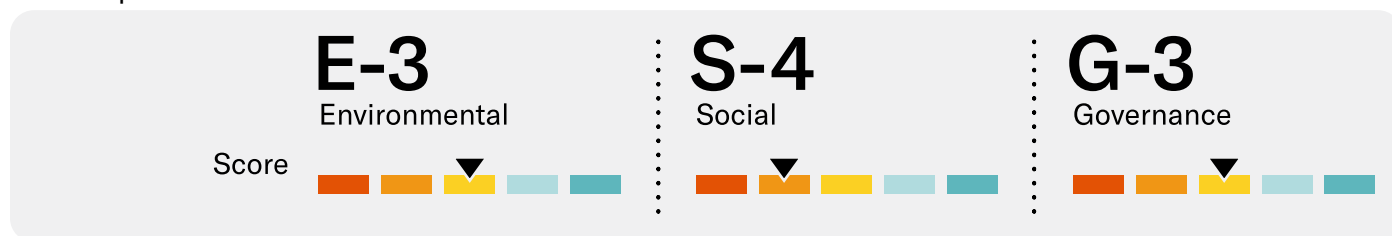
Exhibit 6
ESG credit impact score



Source: Moody's Ratings

Barclays' **CIS-3** indicates limited impact of ESG considerations on the ratings to date, with the overall assessment reflecting our industry view of the opacity, complexity and tail risks inherent to capital market activities; these factors are captured under our governance assessment. The bank's track record in managing these risks and its strong financial fundamentals are important mitigants to this exposure.

Exhibit 7
ESG issuer profile scores



Source: Moody's Ratings

Environmental

Barclays faces moderate exposure to environmental risks primarily because of its portfolio exposure to carbon transition risk as a diversified, universal banking group, consistent with its global peers. In addition, it is facing mounting business risks and stakeholder pressure to meet broader carbon transition goals. In response, Barclays continues to develop its comprehensive risk management and climate risk reporting frameworks, including its BlueTrack climate methodology built in 2020.

Social

Barclays faces high social risks from customer relations, because of considerable focus on consumer protection especially in the UK, exposing banks to potential fines from regulators and litigation from customers as well as cyber risk and the financial and reputational implications of data breaches. The group's developed policies and procedures help manage associated credit risks. The group also faces moderate social risks related to potential competition from technology firms and other disruptors. The design of complex, opaque or speculative financial products for institutional clients, which reflects Barclays' business model, increases exposure to the potential for reputational risk and litigation as for all the other global investment banks.

Governance

Barclays has strong corporate governance practices, a successful track record of risk management and generally conservative financial policies. However, the opacity and complexity of capital market activities, which account for almost 50% of group revenue, exposes the firm to tail risks.

ESG Issuer Profile Scores and Credit Impact Scores for the rated entity/transaction are available on Moody's.com. In order to view the latest scores, please click [here](#) to go to the landing page for the entity/transaction on MDC and view the ESG Scores section.

Support and structural considerations

Loss Given Failure (LGF) analysis

We apply our advanced Loss Given Failure (LGF) analysis to Barclays, because it is based in the UK, which we consider to have an operational resolution regime.

We assume a residual TCE at failure for Barclays of 3% of tangible banking assets and post-failure losses of 8% of tangible banking assets. These assumptions are in line with our standard assumptions. We also incorporate Barclays' consolidated accounts because its consolidated tangible banking assets almost entirely relate to entities that operate in the UK or other countries that we consider operational resolution regimes (e.g. the US and EU), and because all the stock of external subordinated debt has been issued by Barclays Bank PLC, which is based in the UK. Our analysis would also consider Barclays Bank UK PLC's subordinated external debt, should the bank issue such liabilities.

Our LGF analysis indicates that Barclays' senior debt is likely to face moderate loss given failure because of the loss absorption provided by subordinated debt issued externally by itself and Barclays Bank, and by the volume of Barclays' senior debt itself (including our expectation of future issuance). Our LGF analysis indicates that Barclays' subordinated debt is also likely to face moderate loss given failure. This does not result in any uplift for the senior unsecured or subordinated debt ratings from Barclays' notional BCA.

Finally, our analysis indicates that Barclays' preference share instrument, such as Additional Tier 1 notes, are likely to face high loss given failure, which results in a one-notch adjustment below its notional BCA. We also incorporate two additional notches for such instruments, reflecting coupon features, resulting in a rating that is three notches below Barclays' notional BCA.

Government support considerations

We incorporate a low probability of government support for the debt issued by Barclays, which does not result in any uplift.

Government support, if needed, would likely only be provided to the operating entities to enable them to maintain critical functions and mitigate risks to financial stability stemming from their failure.

Methodology and scorecard

About Moody's scorecard

Our scorecard is designed to capture, express and explain in summary form our Rating Committee's judgement. When read in conjunction with our research, a fulsome presentation of our judgement is expressed. As a result, the output of our scorecard may materially differ from that suggested by raw data alone (though it has been calibrated to avoid the frequent need for strong divergence). The scorecard output and the individual scores are discussed in rating committees and may be adjusted up or down to reflect conditions specific to each rated entity.

Rating methodology and scorecard factors

Exhibit 8

Rating Factors

Macro Factors							
Weighted Macro Profile	Strong +	100%					
Factor	Historic Ratio	Initial Score	Expected Trend	Assigned Score	Key driver #1	Key driver #2	
Solvency							
Asset Risk							
Problem Loans / Gross Loans	2.1%	a2	↔	baa1	Market risk	Operational risk	
Capital							
Tangible Common Equity / Risk Weighted Assets (Basel III - fully loaded)	15.4%	aa3	↓	a2	Expected trend	Nominal leverage	
Profitability							
Net Income / Tangible Assets	0.3%	ba2	↑↑	baa2	Expected trend	Earnings quality	
Combined Solvency Score		a3		a3			
Liquidity							
Funding Structure							
Market Funds / Tangible Banking Assets	44.2%	b1	↑	ba1	Deposit quality	Term structure	
Liquid Resources							
Liquid Banking Assets / Tangible Banking Assets	55.5%	aa2	↔	aa2	Asset encumbrance	Quality of liquid assets	
Combined Liquidity Score		baa2		baa1			
Financial Profile							
Qualitative Adjustments				Adjustment			
Business Diversification				0			
Opacity and Complexity				-1			
Corporate Behavior				0			
Total Qualitative Adjustments				-1			
Sovereign or Affiliate constraint				Aa3			
BCA Scorecard-indicated Outcome - Range				a3 - baa2			
Assigned BCA				baa1			
Affiliate Support notching				0			
Adjusted BCA				baa1			
Balance Sheet							
		in-scope (GBP Million)	% in-scope	at-failure (GBP Million)	% at-failure		
Other liabilities		1,092,382	90.9%	1,092,382	90.9%		
Deposits		0	0.0%	0	0.0%		
Preferred deposits		0	0.0%	0	0.0%		
Junior deposits		0	0.0%	0	0.0%		
Dated subordinated bank debt		466	0.0%	466	0.0%		
Preference shares (bank)		543	0.0%	543	0.0%		
Senior unsecured holding company debt		48,934	4.1%	48,934	4.1%		
Dated subordinated holding company debt		9,974	0.8%	9,974	0.8%		
Preference shares(holding company)		13,310	1.1%	13,310	1.1%		
Equity		36,050	3.0%	36,050	3.0%		
Total Tangible Banking Assets		1,201,659	100.0%	1,201,659	100.0%		

Debt Class	De Jure waterfall		De Facto waterfall		Notching		LGF Notching Guidance vs. Adjusted BCA	Assigned LGF notching	Additional Notching	Preliminary Rating Assessment
	Instrument volume + subordination	Sub-ordination	Instrument volume + subordination	Sub-ordination	De Jure	De Facto				
Senior unsecured holding company debt	9.1%	5.0%	9.1%	5.0%	0	0	0	0	0	baa1
Dated subordinated holding company debt	5.0%	4.2%	5.0%	4.2%	0	0	0	0	0	baa1
Holding company non-cumulative preference shares	4.2%	3.0%	4.2%	3.0%	-1	-1	-1	-1	-2	ba1

Instrument Class	Loss Given Failure notching	Additional notching	Preliminary Rating Assessment	Government Support notching	Local Currency Rating	Foreign Currency Rating
Senior unsecured holding company debt	0	0	baa1	0	Baa1	Baa1
Dated subordinated holding company debt	0	0	baa1	0	Baa1	Baa1
Holding company non-cumulative preference shares	-1	-2	ba1	0	Ba1 (hyb)	Ba1 (hyb)

[1] Where dashes are shown for a particular factor (or sub-factor), the score is based on non-public information.

Source: Moody's Ratings

Ratings

Exhibit 9

Category	Moody's Rating
BARCLAYS PLC	
Outlook	Stable
Baseline Credit Assessment	baa1
Adjusted Baseline Credit Assessment	baa1
Issuer Rating -Dom Curr	Baa1
Senior Unsecured	Baa1
Subordinate	Baa1
Pref. Stock Non-cumulative	Ba1 (hyb)
ST Issuer Rating -Dom Curr	P-2
Other Short Term -Dom Curr	(P)P-2
BARCLAYS BANK PLC, CAYMAN BRANCH	
Commercial Paper	P-1
BARCLAYS BANK PLC, NEW YORK BRANCH	
Commercial Paper	P-1
BARCLAYS BANK PLC	
Outlook	Stable
Counterparty Risk Rating	A1/P-1
Bank Deposits	A1/P-1
Baseline Credit Assessment	baa2
Adjusted Baseline Credit Assessment	baa1
Counterparty Risk Assessment	A1(cr)/P-1(cr)
Issuer Rating	A1
Senior Unsecured	A1
Subordinate	Baa1
Jr Subordinate	Baa2 (hyb)
Pref. Stock Non-cumulative	Ba1 (hyb)
Commercial Paper	P-1
Other Short Term	(P)P-1
BARCLAYS US CCP FUNDING LLC	
Commercial Paper	P-1
BARCLAYS BANK UK PLC	
Outlook	Stable
Counterparty Risk Rating	Aa3/P-1
Bank Deposits	A1/P-1
Baseline Credit Assessment	a3
Adjusted Baseline Credit Assessment	a3
Counterparty Risk Assessment	Aa3(cr)/P-1(cr)
Commercial Paper	P-1

Source: Moody's Ratings

Endnotes

- [1](#) Unless otherwise noted, the bank ratings shown in this report are the long-term deposit rating, the senior unsecured debt rating (where available) and the standalone baseline credit assessment (BCA).
- [2](#) Barclays Bank reports risk-weighted assets only on an unconsolidated basis. As a proxy, we consider the difference between the risk-weighted assets of Barclays PLC (i.e. the group) and the risk-weighted assets of Barclays Bank UK PLCs.
- [3](#) As of year-end 2023, only £3.5 billion of derivative assets were classified as level 3; most Barclays' derivatives (£257 billion) were level 2, and the remaining £0.1 billion level 1. Most level 3 assets (£8.2 billion) were accounted as financial assets as fair value through the income statements, while £6.5 billion were classified under trading portfolio assets.
- [4](#) We calculate Barclays' CET1 requirement as the sum of Pillar 1 (4.5%), Pillar 2A (2.6%), Capital Conservation Buffer (2.5%), Global Systemically Important Institution buffer (1.5%), and Countercyclical Capital Buffer (1%). The sum is not 12% due to rounding.
- [5](#) Barclays 4.075% leverage ratio requirement is calculated as the sum of the minimum requirement (3.25%) and a buffer for globally systemically important banks (0.525%). The countercyclical leverage ratio buffer is currently 0.3%.
- [6](#) For more details on Barclays' recent quarterly results, please refer to [Barclays PLC: Investment banking and UK retail growth, and stable expenses support sound Q3 profit](#), published on 24 October 2024.

© 2024 Moody's Corporation, Moody's Investors Service, Inc., Moody's Analytics, Inc. and/or their licensors and affiliates (collectively, "MOODY'S"). All rights reserved. CREDIT RATINGS ISSUED BY MOODY'S CREDIT RATINGS AFFILIATES ARE THEIR CURRENT OPINIONS OF THE RELATIVE FUTURE CREDIT RISK OF ENTITIES, CREDIT COMMITMENTS, OR DEBT OR DEBT-LIKE SECURITIES, AND MATERIALS, PRODUCTS, SERVICES AND INFORMATION PUBLISHED OR OTHERWISE MADE AVAILABLE BY MOODY'S (COLLECTIVELY, "MATERIALS") MAY INCLUDE SUCH CURRENT OPINIONS. MOODY'S DEFINES CREDIT RISK AS THE RISK THAT AN ENTITY MAY NOT MEET ITS CONTRACTUAL FINANCIAL OBLIGATIONS AS THEY COME DUE AND ANY ESTIMATED FINANCIAL LOSS IN THE EVENT OF DEFAULT OR IMPAIRMENT. SEE APPLICABLE MOODY'S RATING SYMBOLS AND DEFINITIONS PUBLICATION FOR INFORMATION ON THE TYPES OF CONTRACTUAL FINANCIAL OBLIGATIONS ADDRESSED BY MOODY'S CREDIT RATINGS. CREDIT RATINGS DO NOT ADDRESS ANY OTHER RISK, INCLUDING BUT NOT LIMITED TO: LIQUIDITY RISK, MARKET VALUE RISK, OR PRICE VOLATILITY. CREDIT RATINGS, NON-CREDIT ASSESSMENTS ("ASSESSMENTS"), AND OTHER OPINIONS INCLUDED IN MOODY'S MATERIALS ARE NOT STATEMENTS OF CURRENT OR HISTORICAL FACT. MOODY'S MATERIALS MAY ALSO INCLUDE QUANTITATIVE MODEL-BASED ESTIMATES OF CREDIT RISK AND RELATED OPINIONS OR COMMENTARY PUBLISHED BY MOODY'S ANALYTICS, INC. AND/OR ITS AFFILIATES. MOODY'S CREDIT RATINGS, ASSESSMENTS, OTHER OPINIONS AND MATERIALS DO NOT CONSTITUTE OR PROVIDE INVESTMENT OR FINANCIAL ADVICE, AND MOODY'S CREDIT RATINGS, ASSESSMENTS, OTHER OPINIONS AND MATERIALS ARE NOT AND DO NOT PROVIDE RECOMMENDATIONS TO PURCHASE, SELL, OR HOLD PARTICULAR SECURITIES. MOODY'S CREDIT RATINGS, ASSESSMENTS, OTHER OPINIONS AND MATERIALS DO NOT COMMENT ON THE SUITABILITY OF AN INVESTMENT FOR ANY PARTICULAR INVESTOR. MOODY'S ISSUES ITS CREDIT RATINGS, ASSESSMENTS AND OTHER OPINIONS AND PUBLISHES OR OTHERWISE MAKES AVAILABLE ITS MATERIALS WITH THE EXPECTATION AND UNDERSTANDING THAT EACH INVESTOR WILL, WITH DUE CARE, MAKE ITS OWN STUDY AND EVALUATION OF EACH SECURITY THAT IS UNDER CONSIDERATION FOR PURCHASE, HOLDING, OR SALE.

MOODY'S CREDIT RATINGS, ASSESSMENTS, OTHER OPINIONS, AND MATERIALS ARE NOT INTENDED FOR USE BY RETAIL INVESTORS AND IT WOULD BE RECKLESS AND INAPPROPRIATE FOR RETAIL INVESTORS TO USE MOODY'S CREDIT RATINGS, ASSESSMENTS, OTHER OPINIONS OR MATERIALS WHEN MAKING AN INVESTMENT DECISION. IF IN DOUBT YOU SHOULD CONTACT YOUR FINANCIAL OR OTHER PROFESSIONAL ADVISER.

ALL INFORMATION CONTAINED HEREIN IS PROTECTED BY LAW, INCLUDING BUT NOT LIMITED TO, COPYRIGHT LAW, AND NONE OF SUCH INFORMATION MAY BE COPIED OR OTHERWISE REPRODUCED, REPACKAGED, FURTHER TRANSMITTED, TRANSFERRED, DISSEMINATED, REDISTRIBUTED OR RESOLD, OR STORED FOR SUBSEQUENT USE FOR ANY SUCH PURPOSE, IN WHOLE OR IN PART, IN ANY FORM OR MANNER OR BY ANY MEANS WHATSOEVER, BY ANY PERSON WITHOUT MOODY'S PRIOR WRITTEN CONSENT. FOR CLARITY, NO INFORMATION CONTAINED HEREIN MAY BE USED TO DEVELOP, IMPROVE, TRAIN OR RETRAIN ANY SOFTWARE PROGRAM OR DATABASE, INCLUDING, BUT NOT LIMITED TO, FOR ANY ARTIFICIAL INTELLIGENCE, MACHINE LEARNING OR NATURAL LANGUAGE PROCESSING SOFTWARE, ALGORITHM, METHODOLOGY AND/OR MODEL.

MOODY'S CREDIT RATINGS, ASSESSMENTS, OTHER OPINIONS AND MATERIALS ARE NOT INTENDED FOR USE BY ANY PERSON AS A BENCHMARK AS THAT TERM IS DEFINED FOR REGULATORY PURPOSES AND MUST NOT BE USED IN ANY WAY THAT COULD RESULT IN THEM BEING CONSIDERED A BENCHMARK.

All information contained herein is obtained by MOODY'S from sources believed by it to be accurate and reliable. Because of the possibility of human or mechanical error as well as other factors, however, all information contained herein is provided "AS IS" without warranty of any kind. MOODY'S adopts all necessary measures so that the information it uses in assigning a credit rating is of sufficient quality and from sources MOODY'S considers to be reliable including, when appropriate, independent third-party sources. However, MOODY'S is not an auditor and cannot in every instance independently verify or validate information received in the credit rating process or in preparing its Materials.

To the extent permitted by law, MOODY'S and its directors, officers, employees, agents, representatives, licensors and suppliers disclaim liability to any person or entity for any indirect, special, consequential, or incidental losses or damages whatsoever arising from or in connection with the information contained herein or the use of or inability to use any such information, even if MOODY'S or any of its directors, officers, employees, agents, representatives, licensors or suppliers is advised in advance of the possibility of such losses or damages, including but not limited to: (a) any loss of present or prospective profits or (b) any loss or damage arising where the relevant financial instrument is not the subject of a particular credit rating assigned by MOODY'S.

To the extent permitted by law, MOODY'S and its directors, officers, employees, agents, representatives, licensors and suppliers disclaim liability for any direct or compensatory losses or damages caused to any person or entity, including but not limited to by any negligence (but excluding fraud, willful misconduct or any other type of liability that, for the avoidance of doubt, by law cannot be excluded) on the part of, or any contingency within or beyond the control of, MOODY'S or any of its directors, officers, employees, agents, representatives, licensors or suppliers, arising from or in connection with the information contained herein or the use of or inability to use any such information.

NO WARRANTY, EXPRESS OR IMPLIED, AS TO THE ACCURACY, TIMELINESS, COMPLETENESS, MERCHANTABILITY OR FITNESS FOR ANY PARTICULAR PURPOSE OF ANY CREDIT RATING, ASSESSMENT, OTHER OPINION OR INFORMATION IS GIVEN OR MADE BY MOODY'S IN ANY FORM OR MANNER WHATSOEVER.

Moody's Investors Service, Inc., a wholly-owned credit rating agency subsidiary of Moody's Corporation ("MCO"), hereby discloses that most issuers of debt securities (including corporate and municipal bonds, debentures, notes and commercial paper) and preferred stock rated by Moody's Investors Service, Inc. have, prior to assignment of any credit rating, agreed to pay to Moody's Investors Service, Inc. for credit ratings opinions and services rendered by it. MCO and Moody's Investors Service also maintain policies and procedures to address the independence of Moody's Investors Service credit ratings and credit rating processes. Information regarding certain affiliations that may exist between directors of MCO and rated entities, and between entities who hold credit ratings from Moody's Investors Service, Inc. and have also publicly reported to the SEC an ownership interest in MCO of more than 5%, is posted annually at www.moody's.com under the heading "Investor Relations — Corporate Governance — Charter Documents - Director and Shareholder Affiliation Policy."

Moody's SF Japan K.K., Moody's Local AR Agente de Calificación de Riesgo S.A., Moody's Local BR Agência de Classificação de Risco LTDA, Moody's Local MX S.A. de C.V., I.C.V., Moody's Local PE Clasificadora de Riesgo S.A., and Moody's Local PA Clasificadora de Riesgo S.A. (collectively, the "Moody's Non-NRSRO CRAs") are all indirectly wholly-owned credit rating agency subsidiaries of MCO. None of the Moody's Non-NRSRO CRAs is a Nationally Recognized Statistical Rating Organization.

Additional terms for Australia only: Any publication into Australia of this document is pursuant to the Australian Financial Services License of MOODY'S affiliate, Moody's Investors Service Pty Limited ABN 61 003 399 657AFSL 336969 and/or Moody's Analytics Australia Pty Ltd ABN 94 105 136 972 AFSL 383569 (as applicable). This document is intended to be provided only to "wholesale clients" within the meaning of section 761G of the Corporations Act 2001. By continuing to access this document from within Australia, you represent to MOODY'S that you are, or are accessing the document as a representative of, a "wholesale client" and that neither you nor the entity you represent will directly or indirectly disseminate this document or its contents to "retail clients" within the meaning of section 761G of the Corporations Act 2001. MOODY'S credit rating is an opinion as to the creditworthiness of a debt obligation of the issuer, not on the equity securities of the issuer or any form of security that is available to retail investors.

Additional terms for India only: Moody's credit ratings, Assessments, other opinions and Materials are not intended to be and shall not be relied upon or used by any users located in India in relation to securities listed or proposed to be listed on Indian stock exchanges.

Additional terms with respect to Second Party Opinions (as defined in Moody's Investors Service Rating Symbols and Definitions): Please note that a Second Party Opinion ("SPO") is not a "credit rating". The issuance of SPOs is not a regulated activity in many jurisdictions, including Singapore. JAPAN: In Japan, development and provision of SPOs fall under the category of "Ancillary Businesses", not "Credit Rating Business", and are not subject to the regulations applicable to "Credit Rating Business" under the Financial Instruments and Exchange Act of Japan and its relevant regulation. PRC: Any SPO: (1) does not constitute a PRC Green Bond Assessment as defined under any relevant PRC laws or regulations; (2) cannot be included in any registration statement, offering circular, prospectus or any other documents submitted to the PRC regulatory authorities or otherwise used to satisfy any PRC regulatory disclosure requirement; and (3) cannot be used within the PRC for any regulatory purpose or for any other purpose which is not permitted under relevant PRC laws or regulations. For the purposes of this disclaimer, "PRC" refers to the mainland of the People's Republic of China, excluding Hong Kong, Macau and Taiwan.

CLIENT SERVICES

Americas	1-212-553-1653
Asia Pacific	852-3551-3077
Japan	81-3-5408-4100
EMEA	44-20-7772-5454